

# Wellbeing Leva 150mm Type 51 Wall Mounted Mixing Set with Curved Sink Spout & Isolation Valves - Jumper Valve

## WLJV150W

The Leva range combines outstanding quality with functional, beautiful design. Ideal for Hospital and Aged Care applications, providing the benefits of easier reach, control, and enhanced hygiene with fewer gaps that can trap dirt and bacteria. The 150mm lever allows hands-free elbow operation suitable for clinical handwash and scrub sink environments where hygiene is critical.

### KEY FEATURES

- Quarter-turn, contra-rotating 150mm lever handles
- Jumper Valve
- WELS: 5 Star (5 L/min) laminar flow aerator supplied standard. 6 Star (4 L/min) laminar flow aerator available on request - specify when ordering
- Swivel spout
- On-wall isolating ball valves
- Ergonomic sleek design 150mm lever handle ensures ease of use either by wrist or elbow
- Clear identification on all lever handles with blue, yellow or red coloured indicator collars
- Removable spout allows disinfection
- Attractive, solid brass chrome body
- Laminar flow aerator reducing the risk of airborne bacteria
- Robust construction for superior performance
- Australian designed and manufactured



### PRODUCT CODES

WLJV150W	Wellbeing Leva 150mm Type 51 Wall Mounted Mixing Set with Curved Sink Spout & Isolation Valves - Jumper Valve
WLJV150WX	Wellbeing Leva 150mm Type 51 Wall Mounted Mixing Set with Isolation Valves- No Spout * - Jumper Valve

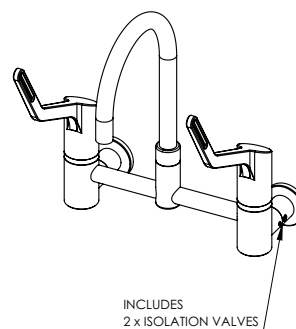
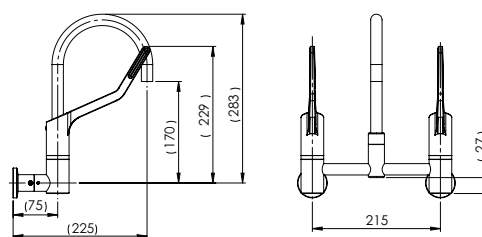
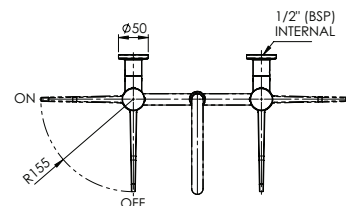
\* Suitable spouts are available in our SPC & SP outlet ranges

Version 1.0\_\_02Sep22

# Wellbeing Leva 150mm Type 51 Wall Mounted Mixing Set with Curved Sink Spout & Isolation Valves - Jumper Valve

## TECHNICAL INFORMATION

Working Pressure Range	Min 50 kPa Max 500 kPa
Maximum Static Pressure	1200 kPa
Maximum Working Temperature	95°C (Jumper Valve)
Inlet Connection	1/2" BSP Female
Flow Rate	5 L/min (WELS 5 Star) 4 L/min (WELS 6 Star)



Enware products are to be installed in accordance with the Plumbing Code of Australia and AS/NZS3500. Reference should also be made to the Australasian Health facility Guidelines (AHFG), ABCB and Local Government regulations when considering the choice of, and the installation of these products.

Enware Australia advises:

1. Due to ongoing Research and Development, specifications may change without notice. 2. Component specifications may change on some export models. 3. Refer to warranty statement for warranty details - [www.enware.com.au/warranty](http://www.enware.com.au/warranty)

Version 1.0\_\_02Sep22