

Wellbeing Leva 150mm Recess Adaptor - Jumper Valve

The Leva range combines outstanding quality with functional, beautiful design. Ideal for Hospital and Aged Care applications, providing the benefits of easier reach, control, and enhanced hygiene with fewer gaps that can trap dirt and bacteria. The 150mm lever allows hands-free elbow operation suitable for clinical handwash and scrub sink environments where hygiene is critical.

KEY FEATURES

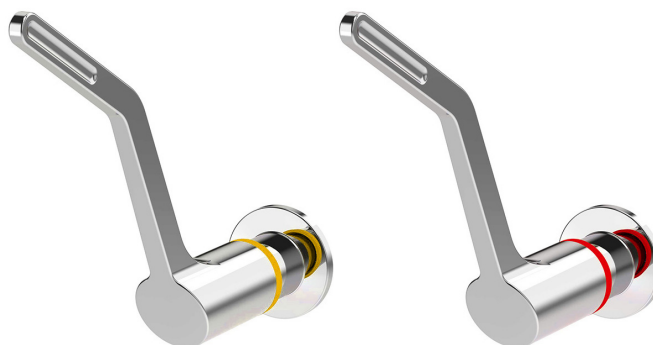
- Quarter-turn, contra-rotating 150mm lever handle
- Jumper Valve
- Clear identification on all lever handles with blue, yellow or red coloured indicator collars (3 colour indicator collars included)
- Ergonomic sleek design 150mm lever handle ensures ease of use either by wrist or elbow
- Robust construction for superior performance
- Australian designed and manufactured
- Extended spindles available

WLJV150WLTC
WLJV150WRTC



PRODUCT CODES

WLJV150WLTC	Wellbeing Leva 150mm Recess Adaptor - Jumper Valve - Anti-clockwise-to-Close
WLJV150WRTC	Wellbeing Leva 150mm Recess Adaptor - Jumper Valve - Clockwise-to-Close

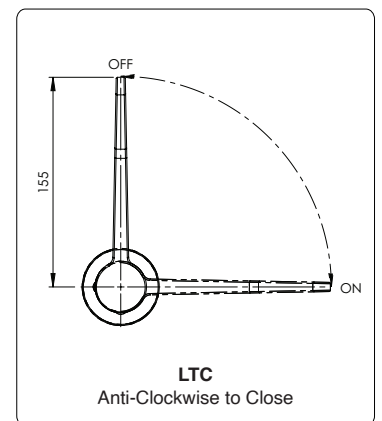
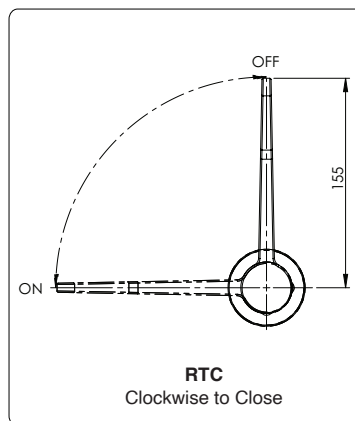
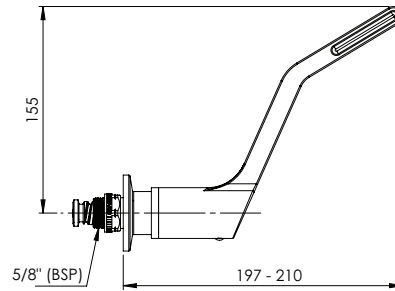
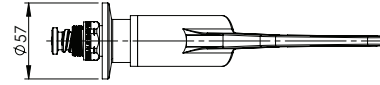


Version 1.1__30Sep22

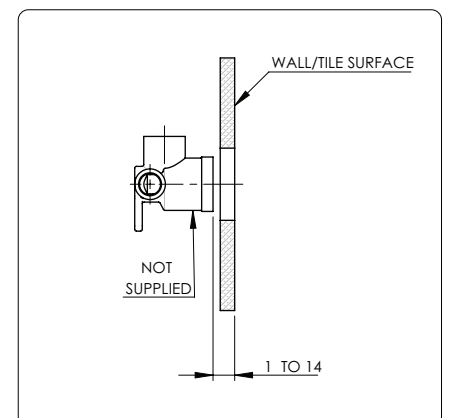
Wellbeing Leva 150mm Recess Adaptor - Jumper Valve

TECHNICAL INFORMATION

Working Pressure Range	Min 50 kPa Max 500 kPa
Maximum Static Pressure	1200 kPa
Maximum Working Temperature	95°C (Jumper Valve)



Wall-Depth Adjustment



Enware products are to be installed in accordance with the Plumbing Code of Australia and AS/NZS3500. Reference should also be made to the Australasian Health facility Guidelines (AHFG), ABCB and Local Government regulations when considering the choice of, and the installation of these products.

Enware Australia advises:

1. Due to ongoing Research and Development, specifications may change without notice. 2. Component specifications may change on some export models. 3. Refer to warranty statement for warranty details - www.enware.com.au/warranty

Version 1.1__30Sep22