

# Wellbeing Leva 150mm Basin Set with Fixed Spout - Jumper Valve

## WLJV150BASIN

The Leva range combines outstanding quality with functional, beautiful design. Ideal for Hospital and Aged Care applications, providing the benefits of easier reach, control, and enhanced hygiene with fewer gaps that can trap dirt and bacteria. The 150mm lever allows hands-free elbow operation suitable for clinical handwash and scrub sink environments where hygiene is critical.

### KEY FEATURES

- Quarter-turn, contra-rotating 150mm lever handles
- Jumper Valve
- WELS: 5 Star (5 L/min) laminar flow aerator supplied standard. 6 Star (4 L/min) laminar flow aerator available on request - specify when ordering
- Fixed basin spout (SPC001)
- Ergonomic sleek design 150mm lever handle ensures ease of use either by wrist or elbow
- Clear identification on all lever handles with blue, yellow or red coloured indicator collars
- Laminar flow aerator reducing the risk of airborne bacteria
- Robust construction for superior performance
- Australian designed and manufactured



### PRODUCT CODES

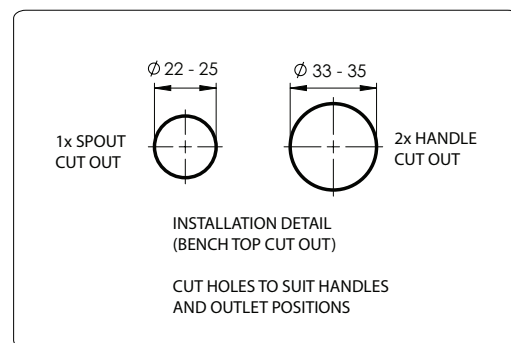
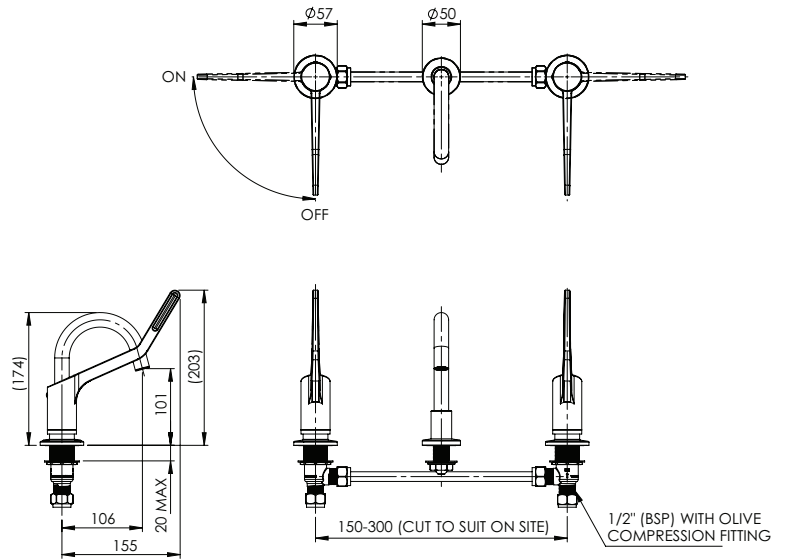
WLJV150BASIN	Wellbeing Leva 150mm Basin Set with Fixed Spout - Jumper Valve
WLJV150BASINX	Wellbeing Leva 150mm Basin Set - No Spout * - Jumper Valve

\* Suitable spouts are available in our SPC & SP outlet ranges

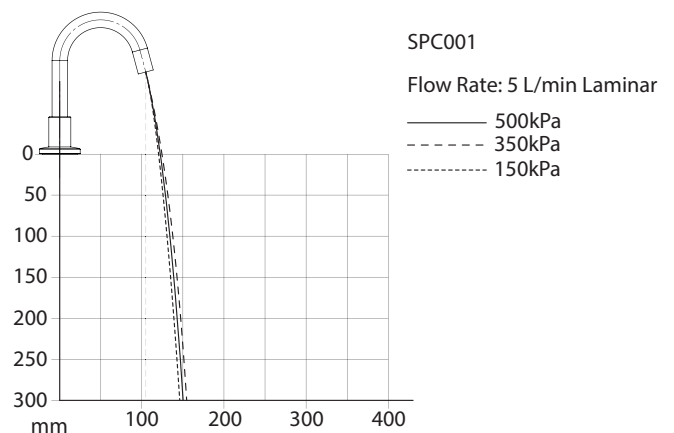
# Wellbeing Leva 150mm Basin Set with Fixed Spout - Jumper Valve

## TECHNICAL INFORMATION

Working Pressure Range	Min 50 kPa Max 500 kPa
Maximum Static Pressure	1200 kPa
Maximum Working Temperature	95°C (Jumper Valve)
Inlet Connection	1/2" BSP
Flow Rate	5 L/min (WELS 5 Star) 4 L/min (WELS 6 Star)



## Water Flow Projection



Enware products are to be installed in accordance with the Plumbing Code of Australia and AS/NZS3500. Reference should also be made to the Australasian Health facility Guidelines (AHFG), ABCB and Local Government regulations when considering the choice of, and the installation of these products.

Enware Australia advises:

1. Due to ongoing Research and Development, specifications may change without notice. 2. Component specifications may change on some export models. 3. Refer to warranty statement for warranty details - [www.enware.com.au/warranty](http://www.enware.com.au/warranty)

Version 1.0\_\_09Nov22