

Wall Mounted Sensor Tap - Hands-Free - Active Sense with Custodian® Basin Outlet

The Touch Free Wall Mounted Sensor is a sensor operated, hands-free tap that is installed above sinks and basins. It operates by sensing a hand in front of the sensor unit. It uses a beam of invisible Infrared light which, when reflected from hand back to the sensor, operates the unit.

FEATURES

- To turn tap on, place hand under spout in front of sensor
- To turn tap off, move hand away
- Valve stays open for 6 seconds, or as long as the hand is within sensor range
- Maximum flow time of 45 seconds* per activation reduces waste and prevents vandalism
- Equipped with automatic hygiene flush function (1-10min/24hr) - enabled on request*
- Stainless steel sensor plate
- Spout has anti-rotation pin and high Security Torx grub screw, designed to exceed anti-ligature requirements of TS001-2013

* Longer flow times, hygiene flush function and other program settings are available at the time of ordering. Contact Enware for more information.

Product Codes

DET5071A-CNBSN With Custodian Basin Outlet

OPTIONS

- On Demand Sensor - DET5072A-CNBSN

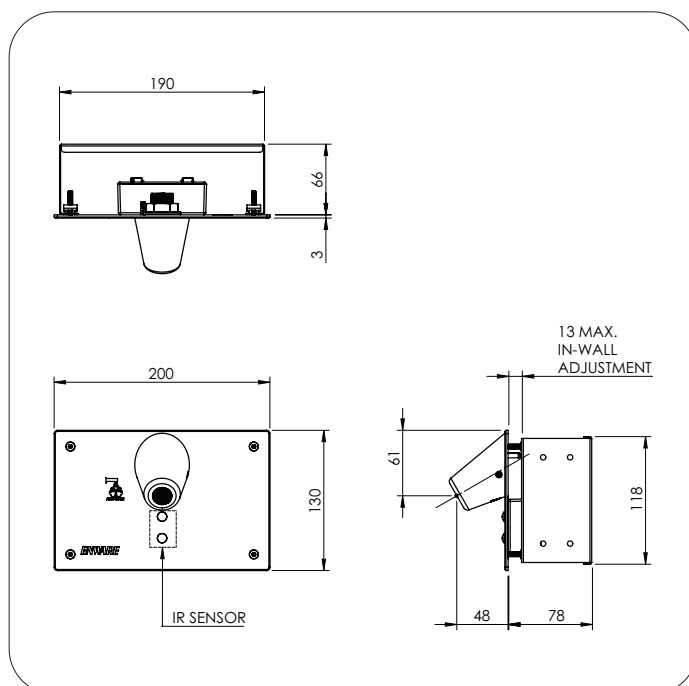
Technical Information

Inlet Connection	15 mm (1/2") BSP
Recommended Working Pressure	100 - 500 kPa*
Flow Rate	8 lpm supplied standard. 5 lpm available on request.
Maximum Temperature	70 °C *
Operating Voltage/ Max. Current / Power Consumption	24V DC / 1A / Less than 10W
Sensor Min / Max Ambient Temperature	Minimum: -5 °C, Maximum: 50 °C
Sensor Protection Rating	IP67 for the front panel and sensor lens. No IP rating behind panel.
Sensor Range	100 - 235 mm
Flow Time	Runs as long as hand is within range. (Active Sense) When out of range, runs for 6 seconds. (Afterflow) Maximum continuous flow period per sensor activation is 45 seconds. (Security Time Out)

*Enware products are to be installed in accordance with the Plumbing Code of Australia (PCA) and AS/NZS3500. Reference should also be made to the Australasian Health facility Guidelines (AHFG), ABCB and Local Government regulations when considering the choice of, and the installation of these products.

NOTE: Enware Australia advises: 1. Due to ongoing Research and Development, specifications may change without notice; 2. Component specifications may change on some export models.

DET5071A-CNBSN



Version: Aug 21

Call 1300 369 273
www.enware.com.au

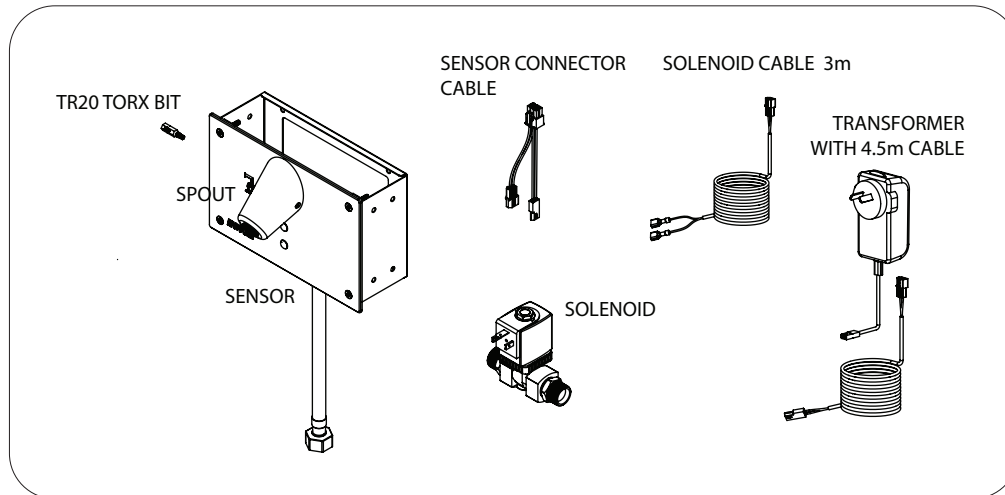
Enware Australia Pty Limited
9 Endeavour Rd Caringbah NSW 2229 Australia
Ph: 02 8536 4000 info@enware.com.au



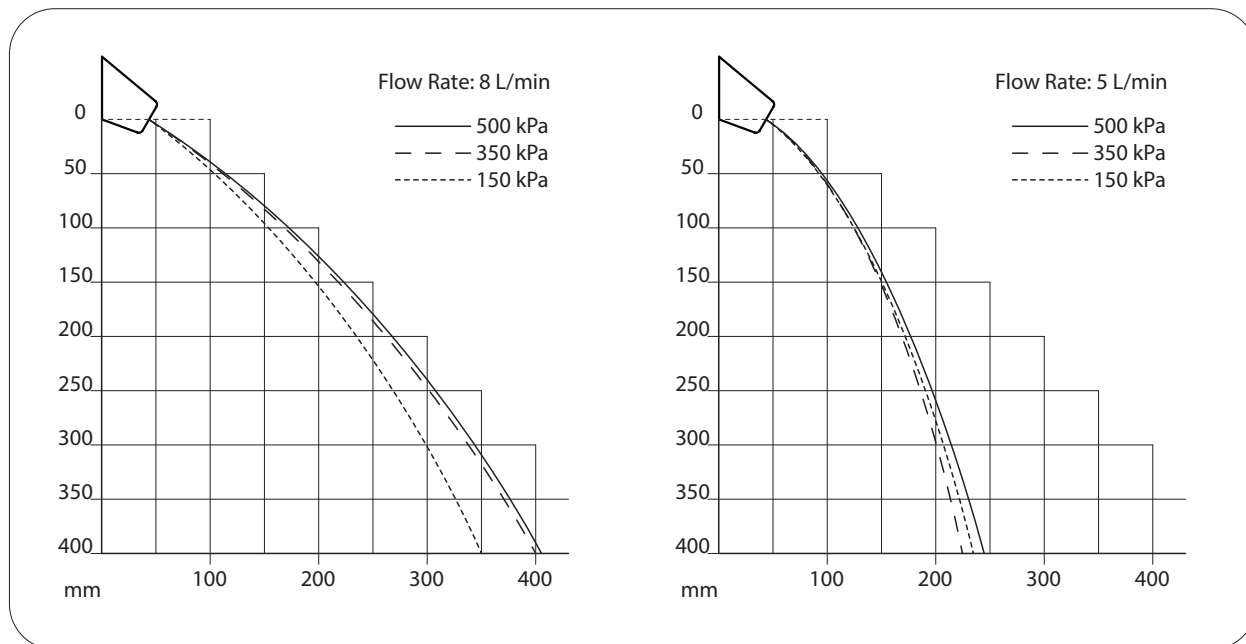
Wall Mounted Sensor Tap - Hands-Free - Active Sense with Custodian® Basin Outlet

DET5071A-CNBSN

COMPONENTS



FLOW PATTERN



Version: Aug 21

Call 1300 369 273
www.enware.com.au

Enware Australia Pty Limited
9 Endeavour Rd Caringbah NSW 2229 Australia
Ph: 02 8536 4000 info@enware.com.au

